

# QUALITY LIFTS™



**model#: Q4P09X**  
9,000 lb. capacity 4-post lift  
Extended Height Version

## Storage & DIY/Light Duty Service 4-Post

7,000 lb. and 3 models of 9,000 lb. Capacity



**model#: Q4P07**  
7,000 lb. capacity 4-post lift



When safety and reliability matters

### ALI/ETL CERTIFIED

ALI/ETL certification program is the industry standard for ensuring that lifts meet the ANSI national standards for safety. ALI is the Automotive Lift Institute and ETL is a certified third party testing laboratory. For example, our Q4P07, Q4P09H/X/W are designed with a 3:1 safety factor so the stress that the unit sees at max load is 1/3 of the ultimate strength of the material. During the certification process, these lifts were load tested to 150% of load, and passed. Other safety factors in the testing and certification: a) the suspension cable must be designed at a 5:1 safety factor, b) a secondary lock system must engage if the primary load suspension fails (noted above with our secondary lock system), which our unit passed, and c) the max lowering speed during a hydraulic failure cannot exceed the maximum normal lowering speed.

You can go to the Automotive Lift Institute website to learn more about the ALI program and see the listing of our Q4P07, Q4P09H/X/W on their website. [www.autolift.org](http://www.autolift.org). The specifications listed above are neither all-inclusive or comprehensive of the complete standard, but are just sample summaries of a couple of the safety standards.

**Q4P09H Available in Blue or Black.**  
(Q4P07, Q4P09X and Q4P09W available in Black only)



**FULL SIZED RUNWAY WIDTH** - 20", wider than most. Handles narrow cars to trucks.

**COMMERCIAL GRADE FORMED RUNWAYS** - Q4P09H/X/W consists of 7 gauge (0.179") or 4.5 mm; Q4P07 is 8 gauge (.157") of 4mm Commercial grade steel. Provides for both a strong unit and good looking unit with its smooth surface with the powder coat paint finish.

**RUNWAY HEIGHT** (5" Q4P09H/X/W models) (4" on Q4P07 model) Thicker than most. Provides more stability and support.

**RUNWAY LENGTH** - Q4P07: 150 1/2"; Q4P09H: 164"; Q4P09X & W: 188" - This is the basic dimension that needs to be considered if the unit will fit into your garage. Need to add the amount of space you want in front or rear of lift to see exact space (at least 2-3'). All models designed for drive through capabilities.



**Cables** - 1/2" (Q4P09H/X/W); 3/8" (Q4P07) Larger than most. The larger cable meets the 5:1 safety standard required for ALI certification.

**Pulleys** - Our machined steel pulleys with full size diameter provide for better wear on the cables and reduced corrosion.



**MANUAL LOCK SYSTEM**  
*No air required for operation of lift.*

Only unit on market that comes with the front and rear crossbeam lock mechanism pre-installed from the factory. Provides for long term safety of the mechanism, ease of installation and a clean look to your lift.



**FLEXIBLE POWER UNIT POSITIONS**  
Power unit may be positioned in either front drivers side of column (positioned on front or side) or on passenger's side of rear column (positioned on front or side).

**SPX Power Unit**  
**115v** Plug in the Wall or **220v** Electrician wired. 2 options. Same price. 115v draws less than 15 amps at max load for use on normal standard plug in the wall socket. Power unit is a US made power unit.



**FULL LENGTH SLIDER BLOCKS** - Q4P09H/X/W - 1 1/2" x 7 7/8" x 4 3/4"; Q4P07 - 6 3/10" x 3 5/8" x 1 3/16"

The slider blocks are Ultra High Weight Molecular composite material used to guide the cross beam inside the 4 columns. They provide slide and wear resistant at the same time.



**FULL SIZED FORMED COLUMNS**  
Q4P09H/X/W are 6 5/8" x 5"; Q4P07 are 5 7/16" x 4". - Most competitors have reduced the width of the column so that you can see the cable hanging. The larger columns ensure that all load from the weight of the vehicle either on the locks or during raising or lowering provides a compression force inside the column. Smaller width columns with the cable exposed or the locks welded on the outside of the columns will cause a bending movement on the column.

**LARGE BASE DIMENSION** - 12" x 12" Q4P09H/X/W; 8 3/4" x 12" Q4P07  
The full size base provides additional stability as a free standing unit. The unit is designed to be free standing and accomplishes this with the full size slider blocks and full size column. The large base adds additional support.




**Service Application**  
Professional grade quality is perfect for the home enthusiast or commercial shop.



**Storage Application**  
Service your vehicles or store them up top. With Q4P07 offers 63", Q4P09H at 67 3/4" and Q4P09X/W with 80" rise height under runway, most full size vehicles are easily parked underneath for everyday use.

### ADJUSTABLE LOCK LADDER -

Combined with the internal lock system, the adjustable lock ladder is the proven design for commercial grade 4-posts. Ensure that the runways are level when they are on the locks in a garage with normal slope,



### INTERNAL LOCKS

Internal locks are safe and do not present a pinch hazard to someone's hand. The internal lock system also holds the lock pawl at a fixed distance from the lock ladder for proper engagement. Also, with the internal locks and full size

column, the full weight of the vehicle is always centered inside the columns for even compression loading of the columns.

**SECONDARY CABLE LOCK SYSTEM** - Not found on low end products. This is a requirement for ALI certification to the ANSI standards. If there is a failure of the primary load suspension mechanism (the cable), the locks will automatically engage.



**RUNWAY RAIL SYSTEM** - On the inside of the runway, we conduct one last upward bend on the runway to make the runway rail system. It is used for the rolling jack to roll on smoothly and the drip tray to grip for secure location. It also provides an extra level of flex resistance on the runway itself.

**RAIL SYSTEM** - Railing system also used for smooth sliding and/or storage of optional accessories such as steel drip trays, jack tray or storage platform. 36" ramp also fits in railing system for storage and clutter free working space.

## OPTIONAL ACCESSORIES



**QRJ04-PK:** Air/Hydraulic Pump kit  
Converts QRJ04H from hand/hydraulic to air/hydraulic operation.



**RJ45-ADT:** 10" Arm extensions  
extends QRJ04H/QRJ03H rolling jacks arm reach. (includes 2 extension weldments and two pins)



**10355-6:** 6" Stack adapter for QRJ04H or QRJ03H (set of 2)  
**10355-9:** 9" Stack adapter for QRJ04H or QRJ03H (set of 2)



**Q4P09CS:** Caster Set  
Casters and hardware for lift portability (Set of 4)



**Q4P09SP:** Aluminum Storage Platform Set (Set of 4 - Each pc 1000lb capacity)  
Lightweight platform creates additional storage space between runways. 163" of runway coverage.




**Q4P09JT:** 4,500 lb. capacity Jack Tray. Cost effective, wheels free, option for use with bottle jacks (not provided). 37" X 11" X 4"



**Q4P09DT:** Drip Tray Set  
Powder coated sheet steel provides drip free storage. (Set of 3). With each tray being 36" x 36" set covers 75% of Q4P07 - 70% Q4P09H runway.



**Q4P09PR Upgrade:** Bolt-on Pivoting Ramps  
Upgrade to (set of 2) bolt-on pivoting ramps from standard 36" aluminum ramps (no additional cost).



**Q4P09ER - 50"**  
(Optional Ramps)

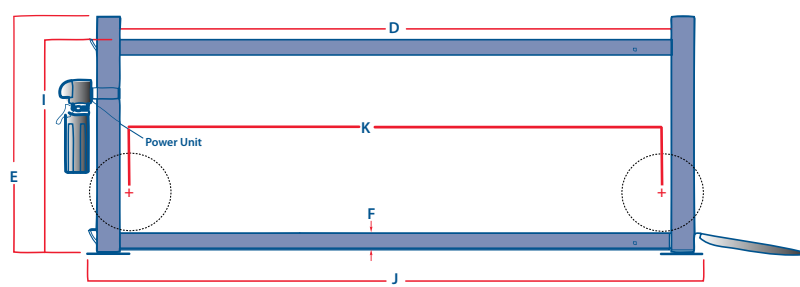
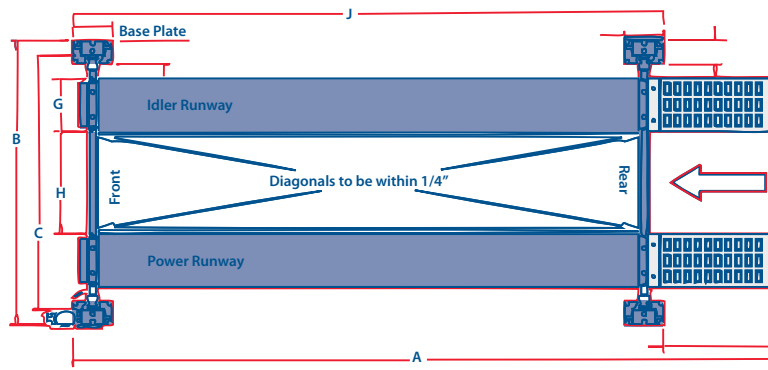
**Standard 36"**  
Ramps

**Q4P09ER Upgrade:** Extended Aluminum Ramps  
Upgrade standard 36" to (set of 2) 50" aluminum ramps from aluminum ramps. Excellent option for low profile vehicles.



**QRJ03H:** 3,500 lb. Capacity Rolling Jack  
Hand operation and rollers for ease of operation providing professional wheels free service option. 3" Drive over height.

**QRJ04H:** 4,500 lb. Capacity Rolling Jack  
Hand operation and rollers for ease of operation providing professional wheels free service option. 3 3/8" Drive over height.



**To calculate height constraints - measure floor to top for both vehicles add 12" to that figure.**

Specifications	Q4P07	Q4P09H	Q4P09X	Q4P09W
Lifting Capacity*	7,000 lb. (3175 kg)	9,000 lb. (4082 kg)	9,000 lb. (4082 kg)	9,000 lb. (4082 kg)
<b>A</b> Overall Length	195 1/2" (4966 mm)	209 1/2" (5321 mm)	233 1/2" (5931 mm)	233 1/2" (5931 mm)
<b>B</b> Overall Width	100 1/2" (2553 mm)	112 1/4" (2851 mm)	112 1/4" (2851 mm)	127 1/4" (3232 mm)
<b>C</b> Inside of Columns	92 1/8" (2340 mm)	95" (2413 mm)	95" (2413 mm)	110" (2794 mm)
<b>D</b> Between Columns	147 1/2" (3747 mm)	160 1/2" (4077 mm)	184 3/4" (4993 mm)	184 3/4" (4993 mm)
<b>E</b> Height of Columns	79 1/2" (2019 mm)	84 1/2" (2146 mm)	96 1/2" (2451 mm)	96 1/2" (2451 mm)
<b>F</b> Height of Runways <sup>1</sup>	5 3/4" (146 mm)	7" (178 mm)	7" (178 mm)	7" (178 mm)
<b>G</b> Width of Runways	20" (508 mm)	20" (508 mm)	20" (508 mm)	20" (508 mm)
<b>H</b> Width between Runways	38" (965 mm)	38" (965 mm)	38" (965 mm)	38" (965 mm)
<b>I</b> Rise Height of Runway <sup>2</sup>	68 1/8" (1730 mm)	73 1/4" (1861 mm)	85 1/2" (2172 mm)	85 1/2" (2172 mm)
<b>J</b> Length (Base Plate to Base Plate)	165" (4191 mm)	179 1/4" (4553 mm)	203 1/2" (5169 mm)	203 1/2" (5169 mm)
<b>K</b> Maximum Wheelbase <sup>3</sup>	141 1/2" (3594 mm)	155" (3937 mm)	179" (4547 mm)	179" (4547 mm)
Length of Runways <sup>4</sup>	150 1/2" (3823 mm)	164" (4166 mm)	188" (4775 mm)	188" (4775 mm)
Max Width <sup>5</sup>	113 3/4" (3075 mm)	121" (2891 mm)	121" (2891 mm)	136" (3456 mm)
Max. Length <sup>6</sup>	174" (4421 mm)	188 3/4" (4797 mm)	213" (5413 mm)	213" (5413 mm)
Motor	1 HP/115v 2 HP/220v	1 HP/115v 2 HP/220v	1 HP/115v 2 HP/220v	1 HP/115v 2 HP/220v
Voltage	115/220	115/220	115/220	115/220
Speed of Rise	120 seconds/115v or 60 seconds/220v			

<sup>1</sup> Floor to top of runway.  
<sup>2</sup> Under runway: 63" (Q4P07); 67 3/4" (Q4P09H); 80" under runway (Q4P09X & Q4P09W).  
<sup>3</sup> Wheelbase based on a 30" tire diameter.  
<sup>4</sup> Length of runway (excluding mounting flange).  
<sup>5</sup> Maximum width when power unit mounted on front of driver side outside of column or passenger rear on outside side of column.  
<sup>6</sup> Maximum length when power unit mounted on front of driver side outside front of column or passenger rear on front side of column.



www.qualitylifts.com

For more information, contact your Authorized Quality Lifts Distributor.



**QUALITY LIFTS**  
 200 Cabel Street  
 Louisville, Kentucky 40206

Phone Toll-Free: 877-771-5438  
 www.qualitylifts.com

Quality Lifts reserves the right to make changes to specifications without notice and without making changes retroactive. Unloading, installation and oil not included.

Lit# Q4P07-9 02/13 ©2013, Quality Lifts, LLC